

First push/pull the end of the leads through the boots with the help of an anti-friction coating (dish detergent, liquid soap, ...). If making angled terminals it is much easier when you straighten the boot while pushing/pulling the lead through it.

Subsequently follow the directions as shown in the below figures.

The brass-coloured terminals are meant to fit the distributor cap and coil, the silver/grey terminals will fit the spark plugs.



Figure 1



Figure 2



Figure 3

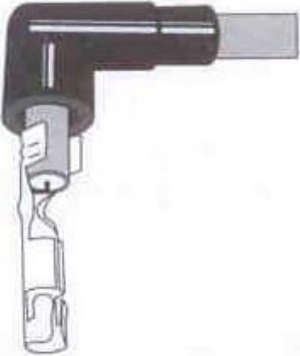


Figure 4

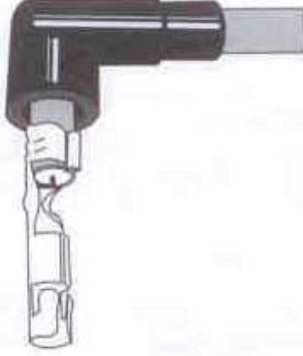


Figure 5

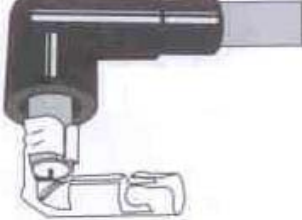


Figure 6



Figure 7